










I. Writing:

Follow the stroke order and practicing writing “lóng” (dragon) in both traditional and simplified Chinese.

龍	龍	龍																	
---	---	---	--	--	--	--	--	--	--	--	--	--	--	--	--	--	--	--	--







龙	龙	龙																	
---	---	---	--	--	--	--	--	--	--	--	--	--	--	--	--	--	--	--	--


II. Understanding Stroke Construction.

(1) Which of the following characters have strokes that are all separate from each other:

Answer ()

A. 买 B. 门 C. 下 D. 寸 E. 你 F. 心

(2) In the following characters, circle where two strokes are connected to each other:

EXAMPLE: 

A. 江 B. 口 C. 可 D. 那 E. 专 F. 出

(3) In the following characters, circle where two strokes are crossing each other:

EXAMPLE: 

A. 子 B. 土 C. 区 D. 五 E. 龙 F. 及

ANSWER:



(3) In the following characters, circle where two strokes are crossing each other:



(2) In the following characters, circle where two strokes are connected to each other:



II. Understanding Stroke Construction.
 (1) Which of the following characters have strokes that are all separate from each other:
 Answer (**B.F.**)